

Mock-up Test for NOx Reduction by Photocatalyst Paint for Indoor Use

Yong Woo, Song¹, Min Young, Kim¹, and Jin Chul, Park^{2,*}

¹Graduate School Students, School of Architecture and Building Science, Chung-Ang University, 06974, South Korea

²Professor, School of Architecture and Building Science, Chung-Ang University, 06974, South Korea

Abstract. In this study, the photocatalyst TiO₂ was mixed with a general paint and applied on indoor walls as part of a mock-up test to measure the reduction in the NOx concentration affected by the on or off state of a UV lamp. The findings may be summarized as follows; the NOx concentration was reduced by approximately 7% more (0.134 ppm) with the UV lamp on than when the lamp was off in the indoor space where the paint mixed with TiO₂ was applied.

1 Introduction

In recent years, particulate matter (PM10) have received much public attention due to their effects on health. Particularly, in Korea, the level of particulate matter is relatively higher than that in other major OECD countries. With many people currently spending more than 90% of their time indoors, particulate matter have ultimately become a health threat to indoor residents. To explore one of the methods of reducing particulate matter, a mock-up test was conducted in this study, to examine the performance of TiO₂-mixed paint for indoor use in reducing NOx, one of the main precursors to particulate matter. This study will prove its usefulness, as a basic study on the reduction of particulate matter, in the future.

2 Properties of Photocatalysts

2.1. Material Properties of Photocatalysts

A photocatalyst is a material that generates a certain reaction in response to light, enabling a chemical reaction induced only by light. In general, photocatalysts are used in semiconductors. Some of the most well-known photocatalysts include zinc oxide, cadmium oxide, tungsten oxide, and titanium oxide. The classification in accordance with the material properties of photocatalysts is shown in Table 1 below:

Table 1. Classification physical property of photocatalyst

Representative properties	Contents
Crystallization type	Rutile, Anatase, and Brookite exist, and Rutile is the most stable
Stability	Very stable material that does not dissolve in acid, alkali, water, and organic solvents under normal temperature and pressure conditions
Representative application	Generally used in toothpaste and cosmetics

2.2. Characteristics of TiO₂ as Photocatalyst

Of the four types, the photocatalyst that is used most widely is TiO₂, due to its air-purifying, antibacterial, deodorizing, and other such features. Specifically, the photocatalyst may be utilized as shown in Table 2:

Table 2. Characteristics of titanium dioxide photocatalyst

Characteristic	Contents	Representative utilization
Antifouling	Degradation and removal of pollutants by superhydrophilic action	Automotive coating
Air Cleaning	Removal of nitrogen oxides and sulfur oxides in air	Air-purification artificial plants, Building wall coating
Antibacterial	Oxidation of organics by OH radicals	Air-conditioner filter
Deodorization	Removal of VOCs and odors	Clothes-deodorizing device
Water Purification	Wastewater treatment	Factory wastewater and sewage treatment facility

Air purification of TiO₂ photocatalysts is done through oxidation reactions, and oxidation reactions to NOx used in this experiment are shown in Table 3.

Table 3. Photocatalytic oxidation mechanism of nitrogen oxides

Activation	$\text{TiO}_2 + h\nu^* \rightarrow h^+ + e^-$
Absorption	$\text{H}_2\text{O}(\text{g}) + \text{Site}^{**} \rightarrow \text{H}_2\text{O}_{\text{ads}}$, $\text{O}_2(\text{g}) + \text{Site}^{**} \rightarrow \text{O}_{2\text{ads}}$ $\text{NO}(\text{g}) + \text{Site}^{**} \rightarrow \text{NO}_{\text{ads}}$, $\text{NO}_2(\text{g}) + \text{Site}^{**} \rightarrow \text{NO}_{2\text{ads}}$
Hole trapping	$\text{H}_2\text{O} + h^+ \rightarrow \cdot\text{OH} + \text{H}^+$
Electron trapping	$\text{O}_2 + e^- \rightarrow \text{O}_2^-$
Hydroxyl attack	$\text{NO}_{\text{ads}} + 2 \cdot\text{OH} \rightarrow \text{NO}_{2\text{ads}} + \text{H}_2\text{O}$ $\text{NO}_{2\text{ads}} + \cdot\text{OH} \rightarrow \text{HNO}_3$
Superoxide attack	$\text{NO} + \text{O}_2^- \rightarrow \text{NO}_3^-$

* $h\nu$: (UV), **Site : Surface of TiO₂

* Corresponding author: jincpark@cau.ac.kr

3 Mock-Up Test

3.1. Introduction

For the purpose of the study, TiO_2 – known for its air-purifying property – was mixed with a general paint and applied on the walls inside a mock-up test room ($2,675 \times 2,750 \times 2,860$). To confirm the air-purifying effects of TiO_2 , a UV lamp was used, since light energy is not as readily available in indoor spaces as in outdoor spaces. After the TiO_2 -mixed paint was applied on the walls, NO_x , one of the major precursors to particulate matter, was injected, in the form of a gas, into the room until a certain level of concentration (2 ppm) was attained. Thereafter, the changes in the concentration were measured with the UV lamp turned on and off. The indoor temperature was set at 25°C . The details are shown in Fig. 1 and Table 3.

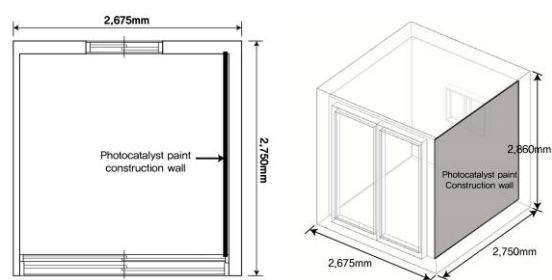


Fig. 1. Mock-Up Test Plan & 3D Picture

Table 3. Mock-Up Test Summary

Classification	Contents
Test Gas	NO gas
UV Lamp	UV-A BLB lamp, 0.505 mW/cm^2
Number of Experiments	UV ON-OFF 3 times, total 6 times
Measurement Interval	1 min
Measurement Instrument	Chemiluminescence instrument
Measurement Time	3 hours after attaining 2 ppm concentration in test room

3.2. Mock-Up Test Result

Considering the margin of error, three tests were conducted to use the average value. Fig. 2 shows the NO_x concentration rising to 2 ppm after the precursor was introduced into the closed mock-up test room painted with TiO_2 -mixed paint.

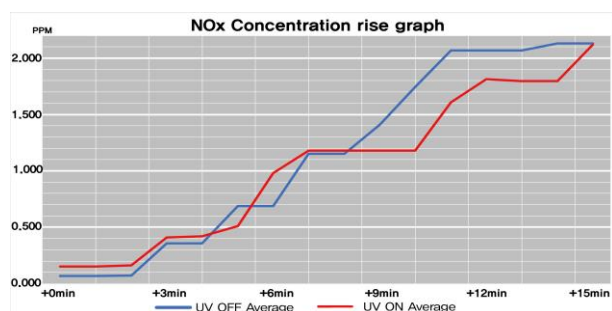


Fig. 2. NO_x Concentration Rise Graph

When the NO_x concentration reached 2 ppm in the closed room painted with TiO_2 -mixed paint, the

introduction of NO_x was stopped. Fig. 3 and Table 4 show the reduction in the NO_x concentration three hours after turning the UV lamp on/off. The values indicated on the graph are the averages taken from three tests, each conducted with the UV lamp on/off.

Table 4. Mock-Up Test Result

Classification	UV OFF	UV ON	Concentration difference
Start Concentration	2.028 ppm	2.038 ppm	+0.01 ppm
End Concentration	0.959 ppm	0.825 ppm	-0.134 ppm

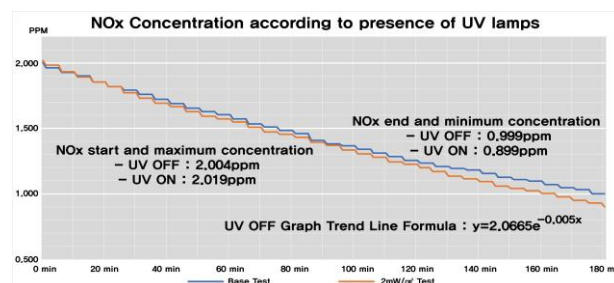


Fig. 3. NO_x Concentration According to Status of UV Lamp

It was found that in the closed room where TiO_2 -mixed paint was applied on the walls, the NO_x concentration was approximately 7% (0.134 ppm) lower with the UV lamp on than with the lamp off.

4 Conclusions

The findings of this study can be summarized as follows; In the mock-up test on an internal space where TiO_2 with air-purifying property was mixed with a general paint and painted on the wall, the reduction in the NO_x concentration was measured to compare the on and off states of a UV lamp. It was found that in the indoor space where TiO_2 -mixed paint was used, the NO_x concentration was approximately 7% (0.134 ppm) lower with the UV lamp on than with the lamp off.

References

1. Y.K. Jang, Status and Problems of Fine Dust Pollution, Journal of Environmental Studies, Vol. **58**, 2016. 09.
2. S.D. Kim, C.H. Kim, The Physico-chemical Character of Aerosol Particle in Seoul Metropolitan Area, The Seoul City Research, Vol. 9, 2008. 09
3. Zhang Jinhui, Li Si, Chen Lang, Pan Yi, Yang ShuangChun, The progress of TiO_2 photocatalyst coating, IOSR Journal of Engineering, 2, 8, 50-53,
4. Juan Zhao, Xudong Yang, Photocatalytic oxidation for indoor air purification, Building and Environment, 38, 645-654, 2003

Acknowledgements

This research was supported by a grant (19SCIP-B146251-02) from the Infrastructure and Transportation Technology Promotion Research Program funded by the Ministry of Land, Infrastructure and Transport of the Korean government.