

Renewable Energy Development in Uzbekistan: Current Status, Problems and Solutions

E.B.Saitov*¹

¹Tashkent State Technical University, Uzbekistan, 100095, Tashkent, University St., 2.

Abstract. The article discusses methods for monitoring solar radiation and wind characteristics and practical principles of use. The efficiency of using solar and wind energy largely depends on how accurately the design took into account specific data on the arrival of solar radiation or wind speed at the site of the intended operation of installations. The instability of the primary energy supply makes it necessary to supply the installations with accumulators, the choice of capacity of which also affects the size of the energy receivers, and therefore the technical and economic indicators.

1 Introduction

Over the past 15 years, renewable energy technologies have been actively developed in many countries of the world and have achieved technical and economic indicators showing their competitiveness with traditional technologies for the production of heat and electric energy based on the use of fossil fuels and nuclear energy. At present, with the total installed capacity of all power plants in the world around 5,000 GW, the capacity of existing power plants in the world using renewable energy technologies, excluding large hydropower stations, approached 1,000 GW and exceeded the capacity of all nuclear power plants (about 350 GW) by 3 times. Investments in renewable energy in recent years amounted to at least \$ 250 billion a year, which is 3 times more than in traditional energy and 5 times more than in nuclear and large hydropower. Since 2013, the annual commissioning of renewable energy in the world significantly exceeds the input of traditional power plants. The practical development of renewable energy is uneven across regions of the world. Its most rapid development takes place in countries heavily dependent on energy imports and having high energy tariffs. At the same time, even the fact that renewable energy in the foreseeable future will take a significant place in the energy of all countries, including those still rich in fossil fuel reserves. In this regard, support for research and development of promising technologies for the practical use of renewable energy sources is an urgent task for all countries concerned with the development of national scientific and technical competences in this promising area and the prevention of full technological dependence on the import of technologies and equipment in the future [1-4].

It is known that in the future, a characteristic feature of the development of modern energy is the broad involvement of the country's energy balance of

renewable energy sources (RES). In a number of countries and regions, the share of electricity among RES generated by wind farms is a real competitor to traditional energy [4-6]. An estimate of the global potential of wind energy on the Earth's surface is about 1200 TW. Wind power is present today in more than 79 countries, of which 24 countries have more than 1 GW of installed wind power capacity. According to the American electric power Institute (EPRI) today the price of electricity produced at the wind farms the US is 4-5 cents/(kWh) and comparable to conventional power plants: nuclear 5-9, 4-5 thermal power plants gas and coal, 5-20 cents/(kW/h) – HPS [7-10].

Solar, hydraulic and wind power are the main sources of renewable energy for large-scale industrial use in Uzbekistan. Local use of them in Autonomous power installations (sparsely populated mountain and rural areas, remote small consumers, etc.) is not considered in view of their small share in the electricity balance in the Republic.

According to the condition of their efficiency as power stations connected to the electric network of the regional branches of JSC "Regional electric networks" and the volume of availability for the conditions and climate of Uzbekistan, the above-mentioned RES for electricity generation are located in the specified descending order.

Introduction of renewable energy is one of the most important priorities of the transition of the economy of the Republic of Uzbekistan to innovative rails and environmentally friendly technologies. The relevance of this direction was once again emphasized in the Decree of the President of Uzbekistan Sh.M.Mirziyoyev dated may 26, 2017 No. RP-30-12 "On the program of measures for the further development of renewable energy, energy efficiency in economic and social sectors for 2017-2021". The decree is aimed at conducting scientific and practical research and developing a

* Corresponding author: elyor.saitov@mail.uz

program of measures for the further development of renewable energy, as well as the practical use of wind energy, taking into account the climatic characteristics of the regions of Uzbekistan. The program for implementing the Decree provides for an increase in the generated renewable energy capacity up to 2021 of 1003.9 MW, including hydropower capacity by 601.9 MW, solar power by 300.0 MW, and wind power by 102.0 MW.

2 Main Body

2.1 Theoretical analysis

Along with solar and hydraulic energy, on a part of the territory of the Republic of Uzbekistan with an area of 100 thousand sq.km. (the territory in the Aral Sea areas, the Ustyurt plateau, Navoi, Bukhara and other regions) there are wind flows, the magnitudes and structures of which provide the possibility of wind energy use of their energy with the help of modern serial wind-driven units. The region between Bekabad and Kokand, where winds prevail with a speed of more than 6 m/s with 42% frequency in a year where 400 wind power plants can be located, is considered promising for the production of electric energy on an industrial scale. The total capacity of 240 MW, with an annual output of more than 800 million kWh of electricity. The feasibility and feasibility of using wind and solar energy to generate electrical energy have been proven by the practical operation of a pilot combined wind-solar power system with a 3 kW wind power plant and a 5 kW solar photovoltaic plant, created to perfect the power supply of a television broadcasting station in Charvak village of the Tashkent region in the framework of the Inco-Copernicus project of the European Union. Installed industrial wind turbine -750 KW, output 1.3 million KW/h.

Currently, non-renewable energy resources (coal, oil, natural gas, nuclear fuel, etc.) are widely used to meet economic needs in all countries of the world. At the same time, highly developed countries with a population of 25% of all inhabitants of the globe consume 75% of all electricity, 79% of fuel, and 85% of wood [11-12]. The world's energy needs have increased exponentially throughout the entire period of its civilized history, all of which leads to the depletion of energy reserves, according to experts, by 2025. there may be a shortage of them [13-14]. Table 1 shows the characteristics of solar energy in the Republic of Uzbekistan.

Table 1. Solar energy resource indicators for characteristic regions in Uzbekistan [15].

No	Regions	q_{\perp} , MJ/m ²	n, hours	$q_{\alpha=30^{\circ}}$, MJ/m ²
1.	North of the Republic (Republic of Karakalpakstan, Khorezm District and North of Navoi region)	6840-7560	2900-3000	700-7250
2.	South of the Republic (Kashkadarya and Surkhandarya regions)	6840-7056	2950-3050	7600-7700
3.	Fergana Valley (Fergana,	5400-5580	2650-2700	6600-6650

	Andijan and Namangan regions)			
4.	Zarafshan valley (Samarkand, Jizzakh, Bukhara provinces and the south of Navoi region)	6876-7128	2930-3000	7200-7300
5.	Tashkent city	6995	2852	6700

2.2. Experimental part

In this regard, the urgent problem is the problem of the use of renewable energy sources (RES), wind and solar energy etc. Moreover, when burning organic fuel, the atmosphere and the natural environment as a whole are polluted.

In Uzbekistan, since 1987, a Large Solar Furnace with a thermal capacity of 100 kW has been operated [16], and now, according to the press service of the Ministry of investment and foreign trade of Uzbekistan, the leading international company Masdar (UAE) will build one of the largest wind farms in the world with a capacity of 500 MW in Navoi region. This is the second major project implemented by this company in the Republic of Uzbekistan – in October last year, Masdar won a tender for the construction of a 100 MW solar power plant in the Navoi region on the basis of a public-private partnership. The relevant agreements for the implementation of this project were signed in January 2020.

In order to measure solar and wind resources, modern automatic weather stations were built in six regions of Uzbekistan in 2013 [17-18]. In 2019, a meteorological mast with a height of 100 m was built in the Gallaaral and Forish districts of the Jizzakh region to study potential wind energy resources at the initiative of Uzbekgidroenergo JSC.

2.3. The results and discussion

For the purpose of efficient operation, wind farms are built in places where the wind speed is higher than 4.5 m/s. Automatic weather stations measure every second: solar energy flux densities, wind speeds and directions, ambient temperature, humidity, pressure, and visibility range. One of the six modern weather stations is shown in figure 1.



Fig. 1. Modern weather station installed in the Parkent region of the Tashkent region.

In meteorology, anemometers are used to measure wind speed. According to the principle of distinguish mechanical anemometers, where the motion of gas causes the rotation of the Cup wheel or impeller, thermal anemometers, whose operation is based on measurement of temperature reduction of the heated body (usually a heated wire), and the operation of the ultrasonic anemometer is based on measuring the speed of sound in flowing gas, depending on its speed.

Therefore, investors in the tender projects of a wind power plant (WPP) are guided by the use of expensive imported wind turbines. This increases the cost of electricity, hinders the development of wind energy, and the necessary solutions to reduce the cost of wind farms are the production of wind turbines in the Republic, using local raw materials.

In [19-22], we studied the formation of wind flows over the territory of Uzbekistan and their features due to the orographic parameters of the territory and synoptic processes occurring in the atmosphere that affect the characteristics of wind flows. When designing wind turbines, it is necessary to determine the wind potential of the area where construction is planned.

The analog electrical signal generated by the pyranometer is fed to the input of a pre-amplifier based on an instrumental differential amplifier. Due to the fact that the voltage of the pyranometer has a value of the order of millivolts, a low-noise OA should be used as an operational amplifier (OA). Further, the amplified signal is fed to the input of the ADC of the microcontroller for digital representation and for convenience of its further processing.

The principle of operation of the anemometer is based on counting the number of pulses per unit of time coming from the Hall sensor. A three-bladed impeller is used as a device that converts the wind flow into rotational motion. On the shaft of the three-bladed impeller there are two magnets, the fields of which cross the Hall sensor twice during the period of rotation of the impeller. The intersection of the Hall sensor with a magnetic field causes the generation of a rectangular electric pulse. By counting the number of pulses per unit of time, you can draw conclusions about the wind speed.

The efficiency of using solar and wind energy largely depends on how accurately the design took into account specific data on the arrival of solar radiation or wind speed at the site of the intended operation of installations. The instability of the primary energy supply makes it necessary to supply the installations with accumulators, the choice of capacity of which also affects the size of the energy receivers, and therefore the technical and economic indicators.

In General, information about solar radiation can be obtained in the following ways:

- analytical, when the necessary parameters for a specific geographical point are determined by calculation;
- long-term measurements at weather stations, the results of which are accumulated in climate reference books and databases;
- direct on-site measurements.

Analytical methods for determining solar radiation values are only suitable for preliminary assessment of the potential of individual regions, since their accuracy is low [23].

Currently, the main source of actinometric information is climate reference books created on the basis of processing the results of long-term meteorological observations. However, due to global changes in weather conditions, using only averaged long-term data will not be enough [24]:

Due to the increase in cloud cover, the annual duration of sunshine (ADS) for the period from 1955 to 2001 decreased by 3%, and the number of days without Sun increased by 7%. The most pronounced tendency to decrease PSS is in winter (17%), and the weakest - in autumn (3%).




Figure 2. Control Board Assembly.




Figure 3. The weather station body is glued together from 4 mm plexiglass and painted with gray nitrous paint. The back wall is made of 5 mm thick duralumin.



Figure 4. Device for monitoring solar and wind characteristics

Analysis of time series of annual amounts of components of the radiation balance for 1958-2001

showed a tendency to decrease (4%) of direct, scattered and total radiation coming to the horizontal surface [25].

The need to minimize future losses of solar radiation requires more accurate consideration of local conditions, such as: dust levels, sources of local shading, local fog formation, etc.

3 Equations and mathematics

To measure wind speed, Cup anemometers are often used, which are the most common type of anemometer, they are installed at a standard height of 10 m (see Fig. 1). As a rule, the heads of small wind turbines are located at a height of 5 to 50 m. The approximation formula (1) is often used to determine the speed v_z of the wind at these heights (at height z , m), which includes the value of the standard wind speed v_s of the wind measured at height of 10 m, namely [26]:

$$v_z = v_s \left\{ \frac{z}{10} \right\}^b \quad (1)$$

where, v_z – average wind speed at any height z , v_s – the wind speed at the standard height.

For open spaces, the parameter $b=1/7=0,14$. The lower the value of parameter b , the less the loads experienced by the wind wheel blade in the lower and upper positions will differ. As you know, the wind is a vector quantity, which, along with the average speed value, is also characterized by an instantaneous value – a gust. For fig. 5 and fig. 6 show the results of experimental measurements of gust and average wind speed at the Parkent weather station MHP MS4-12-1. They show the statistical nature of changes in these parameters over the course of a month, which should be taken into account when developing renewable energy sources.

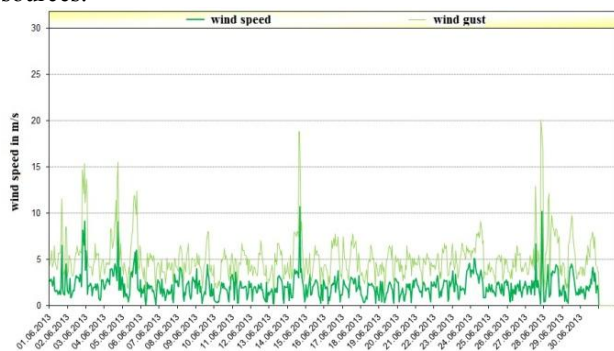


Fig. 5. Gust and hourly average wind speed values measured by the Parkent weather station MHPMS4-12-1 in the month of June 2013.

In 2010, to study meteorological conditions at the selected site in the village of Yubileyny, Bostanlyk district, a meteorological mast with a height of 52 m was installed. Anemometric devices for 1.5 years, around the clock with an interval of 10 minutes recorded meteorological data, which later in Germany were processed by a special program. As a result of the research, an experimental wind power plant with a capacity of 750 kW was built in the village of Yubileyny, Bostanlyk district, Tashkent region.

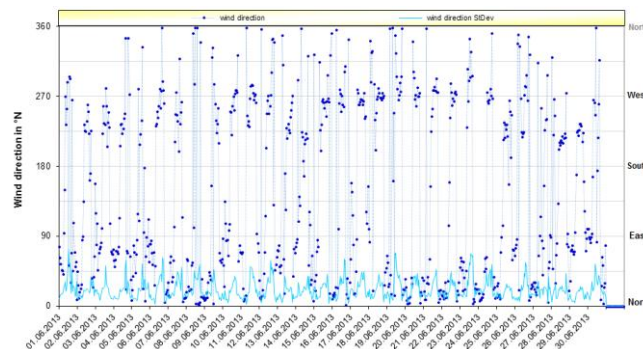


Fig. 6. Wind directions measured by the Parkent weather station MHPMS4-12-1 in June 2013 (winddirection – wind direction relative to the North, winddirection StDev - standard deviation of the wind direction change within the measurement interval in degrees).

Based on the results of the data obtained, a project was developed, technical requirements for equipment were formulated, and a pilot wind power plant (WPP) was built. The generated electric energy of the WPP will be supplied to the unified energy network.

Therefore, there is a need for direct measurements of the solar radiation or wind flux density at the site of the proposed installation, in addition, for statistically justified estimates, such measurements must be long-term (multi-year). Based on this, it was decided to develop an instrument complex for studying solar radiation and wind conditions [27-30].

4 Conclusions

The Autonomous measuring complex includes a device for recording total solar radiation, a device for recording wind characteristics, as well as units for Autonomous power supply, monitoring and storage of the received data. To register solar radiation, a thermoelectric pyranometer was selected that measures the total flux of solar radiation coming from the entire upper hemisphere. The sensor is placed under a transparent glass or plastic cover to protect it from precipitation, dust, and wind. An additional solar radiation sensor is a photovoltaic battery, which is used in the Autonomous power supply unit. A typical anemometer and wind direction meter are used to measure wind characteristics. Additionally, the ambient temperature is measured [31-38].

The control unit uses an AT mega 32 microcontroller, to which all sensors are connected via interface nodes, as well as an information storage unit that uses a large-volume semiconductor FLASH memory. The amount of memory is sufficient to store data for one year when using hourly averaging.

The system is a wind vane mounted on the shaft of the shank, which is driven in rotation by the incoming flow of wind. A system of radially positioned reed switches is used to estimate the wind direction. A magnet is attached to the shaft of the direction indicator. In relation to the reed switches, the magnet is positioned in such a way that passing over the corresponding reed switch during the rotation of the shank, its magnetic field

causes the reed switch to close. Judging by which reed switch is closed, you can estimate the wind direction.

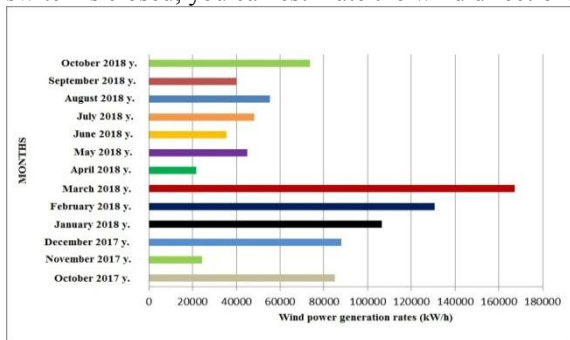


Fig.7. Indicators of power generation of WPP with a capacity of 0.75 MW (kWh) for months).

The electronic unit responsible for collecting and processing information is built on the basis of a microcontroller and has the following features and functions:

Amplification and conversion of the signal coming from the pyranometer to assess the degree of illumination;

Counting the number of pulses coming from the anemometer to calculate wind speed;

Analysis of which of the weather vane's reed switches is currently closed to determine the wind direction;

Display of current information (wind speed and direction, light level, date/time) on the LCD display (Fig. 2,3,4);

The presence of a push-button menu that allows you to organize the user interface with the electronic unit;

Ability to write current data to an SD card for collection and analysis over the course of a year. Autonomous power supply of the electronic unit from the battery, with the possibility of recharging it both from the mains and from the solar battery.

Data on the power generation of a wind power plant(WPP) connected to the Central network is recorded by a remote monitoring system. The results of monitoring from October 2017 to October 2018 are shown in figure 7.

As can be seen from Fig. 5, by maintaining the constancy of the air flow velocity, the amount of electricity generated also increases. However, the analysis shows that the lower power generation of the WPP is explained as follows, if the wind speed is less than 4 m/s, the WPP will not generate electricity. At a wind speed of 14-15 m/s, the WPP generates 750 kW of rated power. It should be noted that in order to get a more complete picture of the operation of the station, it is necessary to perform at least a year of monitoring of its operation.

In Uzbekistan, solar and wind resources are monitored using automatic measurement systems. Long-term averaged weather data allows you to determine the optimal installation locations and types of solar and wind power plants that work effectively with such resources.

Thanks to Academician M.K.Bahadir Khanov and Professor N.F.Zikrillayev for discussing the results and valuable advice.

References

1. Finlay Colville. How Buried Contacts Brought Lasers to Life in Solar/ Production&inspection productiontechnology USA, pp. 74-77, 2009.
2. Chen Jiahe, Emanuele Cornagliotti, Eddy Simoen, Ellen Hieckmann, Joerg Weber and Jef Poortmans, "Adeep level transient spectroscopy study on the interface states across grain boundaries in multicrystalline silicon" *physica status solidi (RRL)-Rapid Research Letters* 5, no. 8 (2011): 277-279.
3. M.K.Bakhadyr Khanov, S.A.Valiev, N.F.Zikrillayev, S.V.Koveshnikov, E.B.Saitov, S.A.Tachilin. Silicon photovoltaic cells with clusters of nickel atoms. *Applied solar energy* 52 (4), pp.278-281, 2016.
4. Sh.A.Faiziev and Yu.B.Sobirov. Measurements of Solar Resources in Uzbekistan // *Applied Solar Energy*, 2017, Vol. 53, No. 1, pp. 57-60.
5. Javoxir Toshov., Elyor Saitov. Portable autonomous solar power plant for individual use. *E3S Web of Conferences* 139 01087. 2019.
6. <https://kun.uz/ru/news/2020/06/09/masdar-postroit-v-uzbekistane-odnu-iz-samyx-bolshix-vetryanyx-elektrostansiy-v-mire>
7. Shavkat Fayziev, Yuldash Sobirov, Sirojiddin Makhmudov. Measurement of the Direct Flux of Solar Radiation During Operation of a Big Solar Furnace // *International Journal of Sustainable and Green Energy* 2018; 7(4): 21-28 <http://www.sciencepublishinggroup.com/j/ijsgse> doi: 10.11648/j.ijrse.20180704.11
8. I.Sapayev, E.Saitov, N.Zoxidov and B.Kamanov. Matlab-model of a solar photovoltaic station integrated with a local electrical network. *Conmechydro – 2020 IOP Conf. Series: Materials Science and Engineering* 883(2020) 012116.
9. Krivtsov V. S., Oleynikov a.m. et al. *Inexhaustible energy. Book 1. Wind Power Generators// Textbook.* Kharkiv: NATs.Aerocom. UN.-t "Kharkiv aviation. Inst.", Sevastopol: Sevast. NATs. tehn. Univ., 2003. - 400 p.
10. Krivtsov V. S., Oleynikov a.m. et al. *Inexhaustible energy. KN.2. Wind power// Textbook.* Kharkiv: NATs.Aerocom. UN.-t "Kharkiv aviation. Inst.", Sevastopol: Sevast. NATs. tehn. Univ., 2004. -519 p.
11. Derzky V. G. Analytical forecast of world wind power development /Derzky V. G. // *Power engineering and electrification-2010.* - no. 1. - P. 53-56.
12. Tadzhiev U. A., Kiseleva E. I., tadzhiev M. U., Zahidov R. A. Features of formation of wind flows over the territory of Uzbekistan and the possibility of their use for power generation. Part I.// *Solar Energy Equipment.* 2014. No. 3. S. 46-52.
13. Community R. A., Kremkow V. M. the wind energy Potential of Uzbekistan// *Solar technology.* 2015. no. 4. Pp. 106-107.
14. Community R. A., Kremkow V. M. the wind energy Potential of Uzbekistan// *Solar technology.* 2015. no. 4. Pp. 106-107.

15. Zavarina M. V. Calculated wind speeds at the heights of the lower layer of the atmosphere. - L.: Hydrometeoizdat, 1971. - 162 p.
16. Shoguchkarov S.Q., Jamolov T.R., Mukhtarov N.Y., Yuldoshev I.A. Study of the Operating Parameters of a Wind Power Plant with 0,75 MW Power under the Conditions of Tashkent Oblast Applied Solar Energy.2018. Vol.54, pp. 392–394.
17. M.K.Bakhadyrkhanov., S.A.Valiev., N.F.Zikrillaev., S.V.Koveshnikov., E.B.Saitov., S.A.Tachilin. Silicon-based solar cells with clusters of nickel atoms // *Geliotekhnika* No. 4 pp. 28-32, 2016.
18. M.K.Бахадырханов., С.А.Валиев., Н.Ф.Зикриллаев., С.В.Ковешников., Э.Б.Сайтов., С.А.Тачилин. Фотоэлементы на основе кремния с кластерами атомов никеля. // *Гелиотехника* №4 2016 г. Стр.28-32.
19. E.B.Saitov. Study of Quantitative and Qualitative Characteristics of Nickel Clusters and Semiconductor Structures. *Journal of Materials Science and Chemical Engineering*. №4 y. 2016, pp. 30-35.
20. Abdurakhmanov B.A., Bakhadir Khanov M.K., Ayupov K.S., Iliyev H.M., Mavlyanov A., Saitov E.B., Kamalov H.U. Formation of Clusters of Impurity Atoms of Nickel in Silicon and Controlling Their Parameters. *Nanoscience and Nanotechnology*, Vol. 4, No. 2, 2014. pp. 23-26.
21. Зикриллаев Н.Ф., Сайтов Э.Б. Фотоэлементы на основе кремния с микробарьерами Шоттки. *Вестник Туринского политехнического университета*; 2014. С. 31-33.
22. Сайтов Э.Б. Исследование кремниевых фотоэлементов с Si-Ge микрогетероструктурами. Спец выпуск // *Вестник ТашГТУ*, 2015.С.66-71.
23. Илиев Х.М., Сайтов Э.Б., Сайдалиев С.Х., Тачилин С.А. Переносная автономная солнечная электростанция индивидуального использования. *Проблемы энерго- и ресурсосбережения*. ТашГТУ, 2014, №1-2. с. 183-185.
24. Зикриллаев Н.Ф., Сайтов Э.Б., Тухтасинов М.М. Низкотемпературная диффузия примесей Ge, S, Ni и Mn в кремнии для получения фотоэлементов. *Вестник Туринского политехнического университета*, 2014. с. 34-39.
25. Зикриллаев Н.Ф., Сайтов Э.Б., Тачилин С.А. Эффективные инверторы для альтернативных источников энергии. *Международная научно-практическая конференция «Проблемы современного машиностроения»*. Андижан 16-17 мая 2013 года. С.16-18.
26. Бахадырханов М.К. Абдурахмонов Б.А, Сайтов Э.Б. Исследование вольт-амперной характеристики микроструктуры кластеров атомов никель–кремний. *Академия наук Республики Узбекистан. Фундаментальное и прикладной вопросы физики. Труды международной конференции посвященной 70-летию физика техника институт НПО «Физика-солнца»*. 14 – 15 ноября 2013 г. Ташкент, с. 107-108.
27. M.K.Bakhadyrkhanov, S.A.Valiev, N.F.Zikrillaev, S.V.Koveshnikov, E.B.Saitov., S. A.Tachilin. Silicon Photovoltaic Cells with Clusters of Nickel Atoms. *Applied Solar Energy*, 2016, Vol. 52, No. 4, pp. 278–281.
28. B.A.Abdurakhmanov, M.K.Bakhadir Khanov, H.M.Iliyev, S.B.Isamov, A.Mavlyanov, E.B.Saitov, H.U.Kamalov, Z.Saparniyazova, O.Sattarov, U.Kh.Sodikov, N.F.Zikrillaev. Silicon with Clusters of Impurity Atoms as a Novel Material for Photovoltaics. *Nanoscience and Nanotechnology* 2014, 4(3): 41-43.
29. M.K.Бахадирханов, С.А.Валиев, Н.Ф.Зикриллаев, С.В.Ковешников, Э.Б.Сайтов, С.А.Тачилин. Фотоэлементы на основе кремния с кластерами атомов никеля. *Журнал Гелиотехника, Академия наук республика Узбекистан*, №4, 28-32 ст.
30. Javoxir Toshov., Elyor Saitov. Portable autonomous solar power plant for individual use. *E3S Web of Conferences* 139 01087. 2019.
31. E.B.Saitov. Technology of manufacturing solar cells with clusters of Ni atoms. *Asian journal of multidimensional research impact factor*, ISSN: 2278-4853 Vol 8, Issue 3, March 2019 = 6.053, pp. 494-499.
32. Zikrillaev Nurilla, Saitov Elyor, Botirov Bozorbek, Nasirdinov Bakhodirw, Kurbanov Yunus, Turayev Farxodjon, Shodiyeva Nozina. Study of the results of diffusion doping technique for producing heterostructures (Si-Ge) using microprobe analysis. *Austrian Journal of Technical and Natural Sciences. «East West» Association for Advanced Studies and Higher Education GmbH*. No.1-2. pp.56-61, 2019.
33. I.Sapaev, E.Saitov, N.Zoxidov and B.Kamanov. Matlab-model of a solar photovoltaic station integrated with a local electrical network. *Conmechydro – 2020 IOP Conf. Series: Materials Science and Engineering* 883(2020) 012116.
34. Saitov E.B, Toshov J.B, Umarov Sh.B., Fayzullayev B.H., Abdullabekov I.A, NasriddinovB.A. Optimization of Solar Power Systems in Different Regions. *Journal of critical reviews*, ISSN - 2394-5125VOL 7, ISSUE 15, 2020.
35. Saitov Elyor Bakhridinovich, Pulatov Abror Obidovich. Development of an Experiment Control System at a Laboratory Installation of a Photovoltaic Station in a Remote access Mode Based on Web Technologies. *Journal of critical reviews*, ISSN - 2394-5125 VOL 7, ISSUE 15, 2020.
36. Zikrillaev Nurullo, Saitov Elyor. Silicon materials - the future of photovoltaics. *Monograph - LAP LAMBERT Academic Publishing*. 2019, ISBN: 987-620-0-50311-4.
37. Javoxir Toshov., Elyor Saitov. Portable autonomous solar power plant for individual use. *E3S Web of Conferences* 139 01087. 2019.
38. I Sapaev, E Saitov, N Zoxidov, B Kamanov. Matlab-model of a solar photovoltaic station integrated with a local electrical network. *IOP Conference Series: Materials Science and Engineering*, 883, 1, 012116, IOP Publishing, 2020/7/1.