

Peat Storage Losses Investigation

Galina Stolbikova¹, and Elena Chertkova¹

¹Tver State Technical University, 22 Af. Nikitin Street, 170026, Tver, Russia

Abstract. The paper investigates the effect of self-heating, wetting and freezing of different milled peat types on field storage losses. It has been found that the loss of organic matter in peat due to self-heating depends on peat decay degree, type of product obtained, heating temperature (storage duration), preventive measures taken and the technological scheme of peat extraction. When such preventive measures as moving stacks, internal sealing and compaction of peat are taken, a decrease in self-heating and spontaneous combustion losses is observed. In two-stage harvesting, these losses are lower because of peat compaction in stacking operations. It has been established that there is a dependence of peat losses on its wetting and freezing, storage duration, and the total amount of precipitation accumulated over a certain period. With an increase in peat decay degree, the maximum wetting and freezing losses are several times lower than self-heating losses. These losses are 20% higher for upland peat than for lowland peat.

1 Introduction

On completing a peat-cutting season, milled peat is stored in storage units (stacks) in the open air from several days to 12-13 months (sometimes up to two years). During the storage, peat is exposed to precipitation, wind, deposit moisture flows, along with self-heating and spontaneous combustion in stacks. Due to precipitation, soaking a part of commercial peat goes into an off-quality state, while a part of organic peat mass is lost because of self-heating and spontaneous combustion [1-3]. The storage loss rate of peat also depends on time and duration of storage, weather conditions, nature of peat and its quality characteristics. It is important to meet rigid regulatory requirements to peat stacking and storage operations [4].

Peat storage losses are regulated by current standards being illustrated in Table 1.

Table 1. Peat storage losses.

Peat product type	Peat decay degree, %		
	≤ 25	26...40	> 40
Milled fuel peat	10	7	5
Horticultural milled peat of high moisture content	5	5	5
Litter peat	15	–	–

Planned field storage losses in enlarged peat stacks (under two-stage harvesting) are given in Table 2.

Table 2. Peat storage losses in enlarged stacks.

Peat product type	Storage period, month	Peat loss rates, % with peat decay degree		
		up to 15	15...25	higher than 25
Milled litter peat	12	8.0	5.0	–
Pulverized fuel peat and briquetted peat	12	8.0	5.0	2.0
Milled fertilization and compost peat	12	–	4.0	2.0

Tables 1, 2 show that standards are taken with account for qualitative characteristics of peat (peat decay degree) and its harvesting moisture depending on the type of product obtained. The influence of other factors, for example self-heating, on the loss rate is not taken into account, neither preventive measures to reduce peat heating, wetting, freezing during storage in stacks. Although in some cases, the actual losses differ significantly from those given. Therefore, there has emerged a need to study the effect of self-heating, wetting and freezing on the milled peat storage loss, as well as the utility of preventive measures.

When milled peat is stored in the field in stacks, the process of self-heating occurs because of microbiological activity and chemical reactions, which is followed by the loss of organic matter in peat. There are three methods to determine the loss of organic matter in peat:

(a) Direct weighing of peat samples having been stored in a stack in bags made of porous glass cloth. This method gives the actual loss of peat, however, it is very laborious, since to estimate losses throughout the stack, it is required to place a great number (25...30) of bags.

(b) Determination of ash content. This method is based on the post-storage ash content increase in a stack due to the loss of organic matter arising from self-heating. In fact, this method is effective for estimating the total peat losses with wind and self-heating.

(c) By semi-coking products yield. This method is also very time consuming.

Studies have shown that the heating temperature has a significant effect on the peat organic matter loss rate. The average month storage losses of lowland peat with a total storage duration of 8...10 months depend on the heating temperature. If it is below 70°C, losses are 0.4...0.6% of organic matter, at 70...75°C losses increase to 0.9...1.0%, and above 75°C they reach 1.5% and more per month [5]. Loss of organic matter at temperatures below 70°C occurs primarily due to microbiological and enzymatic hyperactivity. When the temperature is above 75°C, along with oxidative processes, thermal decomposition of peat begins. At 75°C and especially above it, the processes of thermal destruction increase rapidly, which are accompanied by large changes in the chemical composition of peat. These losses are significantly higher for upland peat since they reach 1% even at 60°C [6]. All the described processes are accompanied by temperature increase. Therefore, a method for determining the extended storage loss of organic matter by a known heating temperature has become relevant.

2 Method used

The object of the study is milled lowland and upland peat sorted into three decay degree groups: less than 15%, from 15 to 25% and more than 25%. The type of products obtained is the fuel with a relative humidity of 40% and the peat with a high moisture content of 55% for farming and other purposes. Preventive measures are also taken into account: (a) moving

stacks in the course of extraction, internal sealing, compaction; (b) layer-by-layer compaction and end-of-season sealing.

Self-heating losses of milled peat occur during the entire storage period and increase proportionally to the shelf life and heating temperature [7]. To the first approximation, the minimum self-heating losses can be calculated as follows.

Quantity of heat (Q) required raising the temperature of peat from temperature t_1 to t_2 is determined by formula:

$$Q = C_q \cdot m (t_2 - t_1) \tag{1}$$

where C_q is peat specific heat capacity, kJ/kgK; m is peat mass equal to 1 kg; t_1 and t_2 are initial and final storage temperatures of peat, K.

Specific heat capacity is determined by formula:

$$C_q = 1,97 + 4,19 \cdot W \tag{2}$$

where W is moisture content of peat, kg / kg.

Heat losses, % are as follows:

$$L_h = \frac{Q}{Q_h} 100 \tag{3}$$

where Q_h is heating capacity of peat, kJ/kg.

It should be noted that the abovementioned calculation of heat losses does not take into account the heat exchange of peat in a stack with ambient air. Therefore, the actual value of self-heating losses of peat during the storage period is much higher.

Loss rate is calculated for peats with similar characteristics in terms of the type and the peat decay degree. The average rate of losses is calculated for a specific peat deposit development (site) as a dynamic average for individual areas (fields).

Overall losses over the storage period (%) are determined as the total of peat organic matter losses and wetting and freezing ones.

$$L_o = L_{om} \cdot \tau_{xp} + L_{w.f} \tag{4}$$

where L_{om} is the loss of peat organic matter due to self-heating for a month storage period, %; τ_{xp} is storage period duration, months; $L_{w.f}$ are wetting and freezing losses, %.

3 Results and Discussions

Month storage losses of milled peat due to self-heating under various preventive measures conditions are given in Figure 1. The graphs show that with an increase in peat decay degree the self-heating losses tend to decrease both for fuel peat (Fig. 1a) and for high moisture content peat (Fig. 1b). Moreover, for fuel peat outside the preventive measures conditions, these losses are about 30...50 % higher. (Fig. 1, *curve 1*). When such preventive measures as moving stacks, internal sealing and compaction of peat are taken, the fuel peat losses decrease by 20 % and those for high moisture content peat do by 15 % (Fig. 1, *curve 3*). With a layer-by-layer compaction during the harvesting and stacking and the end-of-season sealing, even a greater decrease in losses is observed, namely by 30 to 70 % for fuel peat and by 30 to 40 % for high moisture content peat. (Fig. 1, *curve 4*). In case of two-stage harvesting (Fig. 1, *curve 5*), the decrease in losses is from 30 to 45 % for both fuel peat and high moisture content peat. Such a significant decrease in peat losses occurs due to peat compaction during stacking

operations. Peat is moved from the base to the top of a stack when a bulldozer-stacker makes the ramped approach to the stack.

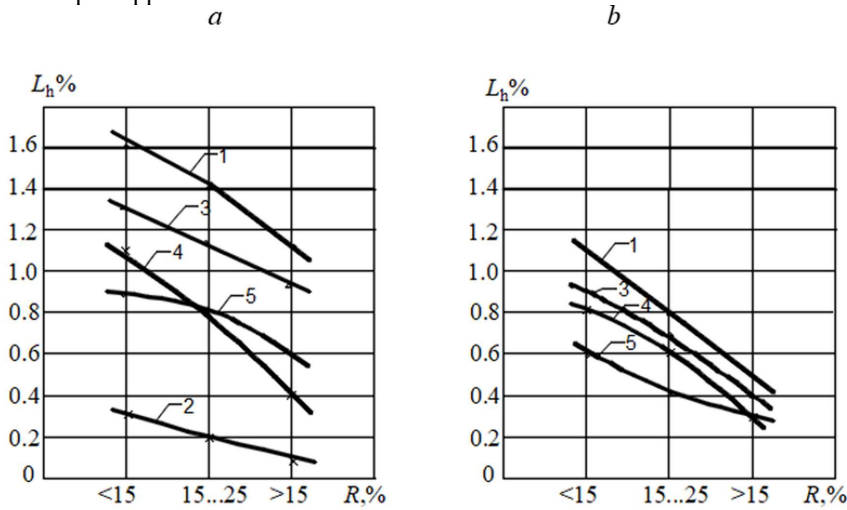


Fig. 1. Month storage losses of milled peat due to self-heating (%) depending on peat decay degree R : a – for fuel peat harvesting, $\omega_y = 40\%$; b – for high moisture content peat harvesting, $\omega_y = 55\%$. Under preventive measures conditions: 1 – without them; 2 – sealing with polyethylene film; 3 – moving, internal sealing, compaction; 4 – layer-by-layer compaction, end-of-season sealing; 5 – two-stage harvesting.

Milled peat losses due to wetting and freezing ($L_{w,f}$, %) can be determined depending on the thickness of the wet and frozen layers ($h_{w,f}$) and the stack size (its height H_{ST}). Wetting and freezing losses depending on peat decay degree R and the amount of precipitation Σh_p are shown in Fig. 2.

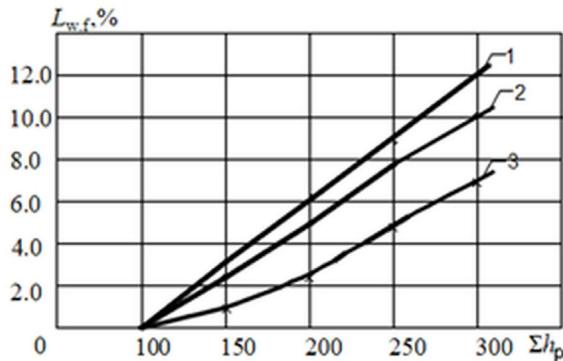


Fig. 2. Milled peat losses due to wetting and freezing at different precipitation rates during a storage period (%) and with various peat decay degree R : 1 – up to 15 %; 2 – 15... 25 %; 3 – more than 25 %.

When it is necessary to determine the wetting and freezing losses of peat, the total amount of precipitation accumulated for the period from September to consumer delivery is taken into account. As it is seen from the analysis of functions plotted, the wetting and freezing losses decline dramatically with the increase in peat decay degree. Specifically, if peat decay degree increases from 15 to 25 %, the decline is about 20 % (from 3 to 2.5 %), if peat decay degree increases up to 25 % (from 3 to 1 %) the decline is three-fold, with total precipitation

rate over a storage period being 150 kg/m². If the total precipitation increases, wetting and freezing losses increase several times. With the increase in precipitation amount by a factor of 2 from 150 to 300 kg/m², wetting and freezing losses of peat with a decay degree <15 % increase four times and makes 12 %, while for peat with peat decay degree > 25 %, these losses are as little as 7 %. Such a decrease in peat losses occurs because in low decay degree peat the more undecomposed particles of peat-forming plants with high water-absorbing ability are retained.

When peat is sealed with a polyethylene film or a wet peat layer of 40 cm thick, peat wetting losses are equal to zero. When peat is extracted by two-stage harvesting method, precipitation and low temperature losses are cut in half.

Based on the study of technological schemes of milled peat storage in stacks in open air and taking into account the data of peat production associations and enterprises engaged in extraction, storage and transportation of finished peat products, the average values of peat natural loss during its storage have been determined. The values of natural loss of milled fuel peat ($\omega_y = 40\%$), milled peat of high moisture content for horticultural purposes and production of consumer goods ($\omega_y=55\%$) made of lowland and upland peat are shown in Figure 3. The analysis shows that all the losses of upland peat (Fig. 3b) are much higher than lowland peat losses (Fig. 3a). This is especially typical of peat that is stored outside the preventive measures conditions (Fig. 3, curve 1). When preventive measures are taken (Fig. 3, curves 2 and 3), self-heating losses of organic matter are significantly reduced against the increase in peat decay degree. This reduction is higher when a layer-by-layer compaction and an end-of-season sealing of peat are applied (curve 3). Self-heating losses in two-stage harvesting are far less (curve 4). The maximum wetting and freezing losses are several times lower than self-heating ones (Fig. 3, curve 5). With the increase in peat decay degree, they decline from 6.5 to 2.5 %.

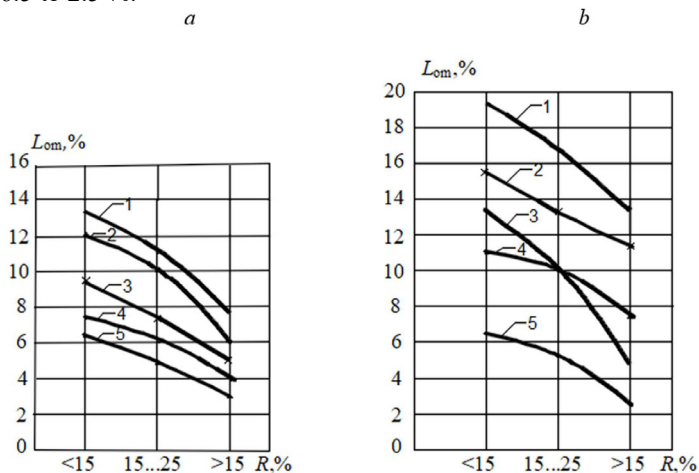


Fig. 3. The values of storage losses: *a* – for lowland peat; *b* – for upland peat, depending on peat decay degree *R* under self-heating and preventive measures conditions 1 – without preventive measures conditions; 2 – stack moving, internal sealing, compaction; 3 – layer-by-layer compaction and end-of-season sealing; 4 – two-stage harvesting; 5 – maximum losses due to wetting and freezing.

When determining the planned amount of loss and designing peat deposits development, the shelf life of milled peat is taken as 12 months. Milled peat losses may also occur via the spillage in loading and the blowing-out by airflow in the course of transportation to a consumer. In order to reduce these losses, it is advisable to compact peat and apply protective

coatings to the open surface of peat in a vehicle. The transportation losses of peat should not exceed 0.2 % of the net weight of cargo.

4 Conclusions

Thus, the studies carried out indicate that the self-heating losses of peat organic matter depend on peat decay degree, heating temperature, storage duration and preventive measures taken, as well as peat type and the technological scheme of extraction. With an increase in peat decay degree, the loss of peat decreases. These losses are higher for upland peat than for lowland peat by more than 20 %. When such preventive measures as layer-by-layer compaction, stack moving, internal sealing and end-of-season sealing are taken, the losses decrease by 15...20 %. In the scheme of peat extraction with two-stage harvesting, self-heating losses are reduced 1.5...2.0 times. Wetting and freezing losses of peat are reduced from 6.5 to 2.5 %; they depend on storage duration and the total amount of precipitation accumulated over a certain period.

References

1. Panov V.V., Misnikov O.S., Gornyi Zhurnal, **2015**, 7, 108-112 (2015)
2. Zyuzin B.F., Misnikov O.S., Panov V.V., Kopenkina L.V. Gornyi Zhurnal, **2013**, 5, 73-76 (2013)
3. O. Misnikov, Mires and Peat, 18:22, 1-15 (2016)
4. A. Afanas'ev, A. Boltushkin, Colloid Journal of the Russian Academy of Sciences: Kolloidnyi Zhurnal, **58**, 2, 139-144 (1996)
5. E. Kremcheev, D. Nagornov, Life Science Journal, **11**, 11, 453-456 (2014)
6. V. Belyakov, A. Kuporova, E3S Web of Conferences. 3rd International Innovative Mining Symposium, IIMS, 41, 01047, (2018)
7. V. Lebedev, O. Puhova, E3S Web of Conf., 15, 01018 (2017)