

Implementation of RFID to protect the neonate in hospitals from abduction

Kiruthiga B¹, Birinda S², Kamalanandhini M³, Om Prakash A⁴, Narmatha Banu R⁵

^{1,3,4,5}Department of Electrical And Electronics Engineering, Velammal College Of Engineering And Technology
Madurai 625009, Tamilnadu, India

²Government Polytechnic College, Usilampatti, Madurai, Tamilnadu-625537, India.

¹*bki@vcet.ac.in*, ²*omprakashgptu@gmail.com*, ³*birindaswaminathan@gmail.com*, ⁴*kamalanandhini25@gmail.com*, ⁵*r.n.banu@vcet.ac.in*

Abstract. While utmost fitness administrators agree that a regulation Pink, the regulation phrase to gesture a toddler capture is an oddity in scientific institutions, it is nonetheless a bother that ought to be taken significantly through a sanitarium. Not solely can it devastate the household concerned and scarify the staff, however it can additionally signify disastrous long-continuing penalties for the sanitarium's photograph and character. Precluding a regulation Pink is, thus, a pinnacle priority that requires preceding planning, cautious format of bodily walls, and the perpetration of the proper applied sciences in order to supply peace of thinking to households and caregivers when it comes to guarding sprog instances from the opportunity of a foreigner or certainly a household seize. Radio Frequency Identification or RFID is an computerized identification technological know-how that helps the soreness script. RFID workshop with the aid of having a analyzing machine checkup a small digital label the usage of radio frequency signals.

Keywords : RFID, Sprog, Seize, Security, Safety

1. INTRODUCTION

Although baby abduction in pediatric place of hospitals takes place at a low chance usually overlooked, its have an effect on can be devastating for households and healthcare staff. To decorate baby safety in hospitals, we've got developed an lively RFID based totally gadget that tracks the neonates [1]. RFID is an identification technology based on information encrypted in radio frequency signals. The core elements include RFID markers and compendiums [2]. Label carries and emits ID information of subjects to which the label is attached. The powered label, also called as active RFID label, can measure and decode environment information (e.g, temperatures of subjects' terrain, etc.) and take data from RFID anthology. RFID anthology can accept information from multiple markers, and give mechanisms to communicate with computers [4]. RFID markers are powered by batteries. Working with manufactures of potentially susceptible medical bias to test their products for any adverse goods from RFID and encouraging them to consider RFID hindrance when developing new bias. Working with the RFID assiduity to more understand, where RFID can be set up, what power situations and frequentness are being used in different locales, and how to best alleviate implicit EMI with leaders and ICDs. n vital factor in RFID healthcare device is the functionality to combine and trade data with others structures perfecting the sanitarium data device visibility. More lately, the RFID has additionally reached an necessary section in Healthcare associations due to the fact of its vast probabilities extensively to tune labor force, instances and outfit, to admit and to register cases, to aid a set of duties related immediately with instances comparable as invoice payment, lozenge and disposal of drug, and to modernize clinical records. One implicit operation of people tracking is the child hijacking protection systems. Since Healthcare installations are the installations where further than two thirds of the child rapes do, hospitals directors are looking for results to ameliorate the child security [5]. RFID reads contemporaneously and presently multiple markers. It consistently video display units the baby's actions and can spark admonitions if the label is loosened or cut-off from the bambino's ankle. It affords configuration options. It makes information and reviews fluently available. The markers are greater durable. Using a combination of barcode, RFID and mortal readable textbook greatly enhances the delivery of patient care in hospitals by barring critical crimes.

2. PROPOSED SYSTEM

The objective of this project is to develop a RFID based neonate protection system to intimate the message to concerned authority when the neonate is abducted. In this proposed method, a LDR sensor and neonate presence detecting sensor(Limit switch), RFID reader, voice chip and keyboard involved in this security system. If we want it lift the infant from cradle, we need to show the authorized ID card to the RFID reader. The reader will verify the card and ask for the password. The system authentication enables the authorized person to lift the baby. Infant can be accessed if the password matches otherwise the voice alert will be initiated to avoid kidnapping of baby.

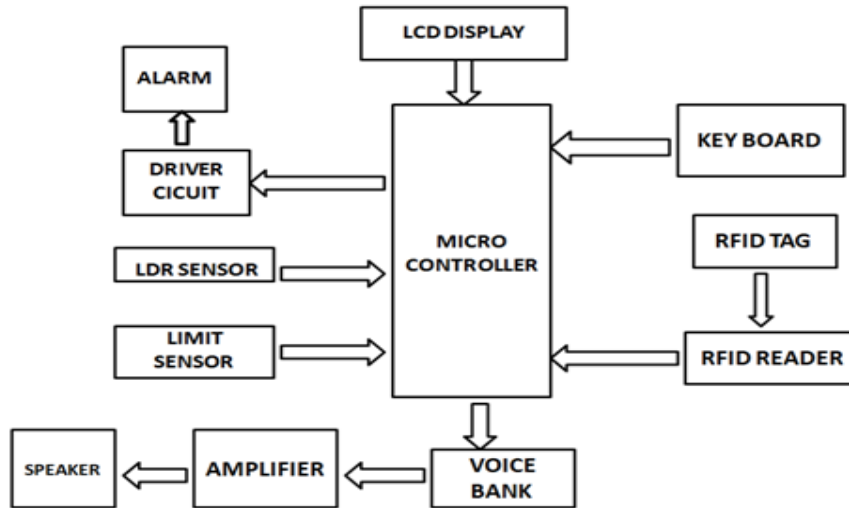


Fig.1 Block Diagram of Proposed System

3. HARDWARE COMPONENTS

ARDUINO UNO MICRO CONTROLLER

The Arduino uno microcontroller is a convenient and effective single board computer that has enhances considerable progress in the technicalized market. The Arduino is freely accessible, which means hardware is modestly priced and an advanced software is efficiently emerged. The Arduino uno is a microcontroller board developed on Amega328. The Arduino is a computer aided language which is a primary version of C/C++. If you perceive C, programming the Arduino will be friendly. The Duemalinove board emphasize an Atmel ATmega328 microcontroller functioning at 5 V with 2 Kb of RAM, 32Kb of flash memory for loading programs and 1 Kb of EEPROM for storing specifications.




Fig.2 Arduino UNO microcontroller

RADIO FREQUENCY IDENTIFICATION (RFID)

This technological know-how is similar in generalization to a mobile telephone. RFID is a broad time period for applied sciences that use radio swells to mechanically discover humans or objects. There are various strategies of identification, however the most frequent is to keep a periodical wide variety that identifies a individual or object, and possibly different information, on a microchip this is connected to an antenna (the chip and the antenna collectively are known as an RFID transponder or an RFID label). The antenna permits the chip to transmit the identification statistics to a anthology. The anthology converts the radio swells returned from the RFID label into digital data that can additionally be handed on to computer systems that can make use of it.



Fig. 3 RFID Reader

LIMIT SWITCH

A limit switch is an electromechanical machine operated by using a bodily pressure utilized to it by way of an object. Limit switches are used to notice the presence or absence of an object. These switches had been at the start used to outline the restrict of outing of an object, and as a result, they had been names Limit Switch. Limit switches are electromechanical bias cohering of an controller robotically linked to an electrical switch. When an object connections the selector, the swap will function inflicting an electrical connection to make or break.



Fig. 4 Limit Switch

LDR SENSOR

LDR is additionally referred to as a photoresistor, photocell, or photoconductor. It is a precise variety of resistor, and the quantity of mild that strikes its floor influences how a great deal resistance it exhibits. A mild established resistor or LDR is an instance of an electrical element that responds to light. When mild beams strike it, the resistance modifications proper away. An LDR's resistance degree can vary by way of countless orders of magnitude. As the mild stage rises, the resistance cost will decrease. LDR resistance values vary from many megaohms in entire darkness to solely a few hundred ohms in sturdy light. As a result, these resistors are broadly used in a range of purposes due to this version in resistance. The wavelength of the incident mild impacts the LDR sensitivity as well.



Fig. 5 LDR sensor

KEYBOARD ENCODER

Keyboard encoder IC to generate BCD code for every key passing. It is a keyboard entry device to Binary coded decimal encoder. It is a part of our project system's input device. It contains 18 pins IC 74C922, press button assembly having 12 nos. Of buttons. For every button press parallel—BCD output goes to micro controller. This will be interlocked with the input card entry device with password facility as a security point of view. It contains 18 pins IC 74C922, press button assembly having 12 nos. Of buttons. After inserting the input card entry, necessary car desk's password numbers have to be pressed on the press button assembly. For every button press parallel—BCD output goes to micro controller via pin nos:1,2,17 and 18 of IC 74C922. IC74C922 operates under crystal frequency of 4MHZ.




Fig. 6 Keyboard Encoder

VOICE BANK

IC APR 33 is used as the voice bank. The prerecorded messages can be saved in any location. This can be replayed by way of deciding on the respective signal. The output of this IC is given to the electricity amplifier circuit. The aPR33A collection are effective audio processor alongside with excessive overall performance audio analog –tp-digital converters (ADCs) and digital-to-analog converters (DACs). The aPR33A collection are a wholly built-in answer providing excessive processing and analog output functionality. The aPR33A sequence comprises all the performance required to operate disturbing audio/voice application.




Fig. 7 Voice Bank

BUZZER

The piezoelectric kind makes use of the piezoelectric ceramic's piezoelectric impact and pulse modern-day to make the steel plate vibrate and generate sound. This form of buzzer is made with a resonance box, multi resonator, piezoelectric plate, housing, impedance matcher, etc. Some of the buzzers are additionally designed with LEDs. The multi resonator of this frequently consists of ICs and transistors. Once the grant is given to this resonator, it will oscillate and generated an audio sign with 1.5 to two KHz. The impedance matcher will pressure the piezoelectric plate to produce sound.



Fig. 8 Buzzer

LCD DISPLAY

LCD is in reality used for expose the information. Here we are the use of 2x16 LCD. It is used to show numbers, texts and graphics. This is in distinction to LEDs, which are confined to numbers and characters. The LCDs are fragile with solely a few millimeter thickness. Since the LCDs make use of much less power, the y are environment friendly with low electricity digital circuits, and can be charged for lengthy terms. The LCDs don't provoke mild and so mild is wanted to examine the display. The LCDs have lengthy lasting lifestyles and a huge working temperature range.




Fig. 9 LCD Display

4. HARDWARE RESULTS

Abduction of neonate from the hospitals using the RFID technology is successfully explained and implemented. This model helps in differentiating the authorized and unauthorized person, by providing the access authorized to handle the neonate.




Fig. 10 Implemented Prototype

The figure 11 & 12 depicts the system authorization to handle the baby,



Fig. 11 LCD displaying the information for RFID tag verification



Fig. 12 LCD displaying the information for RFID tag verification

If the tag is authenticated, pass key should be entered. The figure 13,14 & 15 depicts the same,



Fig. 13 LCD displaying the authorized person




Fig. 14 LCD displaying the passkey window



Fig. 15 LCD displaying the verification Completion process

If the tag is not authenticated or if someone is trying to abduct the neonate, the buzzer is set on. The figure 16 & 17 are depicted LCD displaying the denial of authority, Buzzer and Speaker.



Fig. 16 LCD displaying the denial of authority




Fig. 17 Buzzer and Speaker

5. CONCLUSION

The present work is an attempt to explore and describe the fundamental configuration of neonate protection using RFID. A set of two RFID active label is being provided to the authority with same ID for a bambino. Limit Switch senses the presence of the baby in the cradle, places at the bottom of the cradle. LDR detector emits the light rays at the top of the cradle. However, RFID should be authenticated along with word, If someone wants to handle the baby. However, the security system is turned on, If not. The proposed system will stop any attempt of cradle abduct and exchange.

6. REFERENCES

- [1] Kamaraj.A., Sundaram,C., Shobana,G., (2018). Low cost child Abduction Prevention with RFID technology. Indian journal of Public Health Research and Development. 9.2001.10.5958/0976-5506.2018.01930.7
- [2] Hassan, syed, Alkorji, Ahmed.(2014). RFID based protection to newborns in the hospitals. ISOR Journal of Computer Engineering (ISOR-JCE) e-ISSN:2278-0661,p-ISSN:2278-8727 Volume 16, Ussue 3, ER.I (May-Jun.2014),PP 28-32.
- [3] Cheng, SH.(2012). An Intelligently Remote Infant Monitoring System Based on RFID. In: Pan, JS., Chen, SM., Nguyen. N.T. (eds) Intelligent information and Database Systems. ACIIDS 2012. Lecture notes in Computer Science, vol 7196. Springer, Berlin, Heidelberg.https://doi.org/10.1007/978-3-642-28487-8_25.
- [4] Lin, L., Yu, N., Wang, T., Zhan, C.(2011). Active RFID Based Infant Security System. In: Ma, M.(eds) Communication Systems and Information Technology. Lecture notes in Electrical Engineering, vol 100. Springer, Berlin, Heidelberg.https://doi.org/10.1007/978-3-642-21762-3_26.
- [5] Azevedo, Susana and Carvalho, Helena and Cruz Machado, Virgilio.(2014). RFID Application Infant Security Systems of Healthcare Organizations. Advances in Intelligent Systems and Computing. 281.10.1008/978-3-642-55122-1_92.

-
- [6] Lin Lin, Nan Yu, Tao Wang, Changan Zhan. Active RFID Based Infant Security System. *Communication Systems and Information Technology*, 2011, Volume 100 ISBN: 978-3-642-21761-6.
- [7] Pablo Picazo-Sanchez, Nasour Bagheri, Pedro-Lopez and Juan E. Tapiador, Two RFID Standard-based Security Protocols for Healthcare Environments. *Journal of Medical Systems*, 2013, Volume 37, Number 5. DOI: 10.1007/s10916-013-9962-3.
- [8] Keerti Srivastava, Amit K. Awasthi, Sonam D. Kaul and R.C Mittal. A Hash Based Mutual RFID Tag Authentication Protocol in Telecare Medicine Information System. *Journal of Medical Systems*, 2015, Volume 39, Number 1. DOI: 10.1007/s10916-014-0153-7.
- [9] D Wyld. Preventing the Worst Case Scenario: An Analysis of RFID Technology and Infant Protection in Hospitals. *The Internet Journal of Healthcare Administration*. 2009. Volume 7 Number 1.